

# Generous Congregation Survey Summary

## Overview

In June 2009, the parishioners of All Saints’ Beverly Hills were given the opportunity to express their opinions and feelings about giving and generosity in their own lives and in the life of the parish. A total of 429 people completed all or a portion of the 39 question survey prepared by the Stewardship Task Force (“STF”). Parishioners could complete the survey online or by hand. A “Survey Station” was erected in Lower Sweetland Hall during the four Sundays of June (June 7, 14, 21 and 28) and parishioners were invited to complete the survey. To entice the congregation, coupons for a complimentary doughnut and coffee were handed out to anyone completing the survey in person. Approximately 120 surveys were completed by hand during the month and the balance of respondents completed the survey online. This was a characteristically generous and high participation from a characteristically generous and engaged congregation, with results that are extremely inspiring and favorable. We thank everyone who participated for all the time and thought given in responding to the survey.

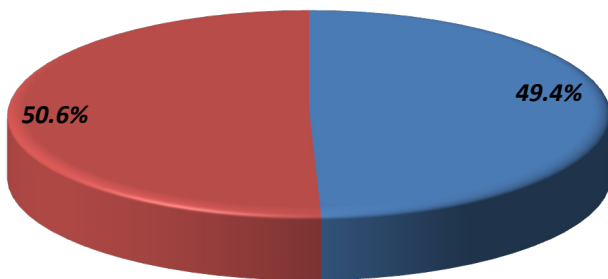
## Purpose of the Survey

The mission of the STF is to strengthen our faith by celebrating and nourishing a spirit of generosity in our congregation. The survey was prepared by the STF to accomplish four primary objectives: (1) learn the congregations’ current attitudes about stewardship and giving; (2) use the responses to help craft the curriculum for a series of classes on generosity and giving to be held in September; (3) start a dialogue about the connection between generosity and our own individual spiritual growth; and (4) use the responses to develop a broad vision of generosity for our congregation (one that includes not just financial giving, but also the giving of time and talent to the parish and beyond, and the formation of generous and open hearts).

## Survey Results

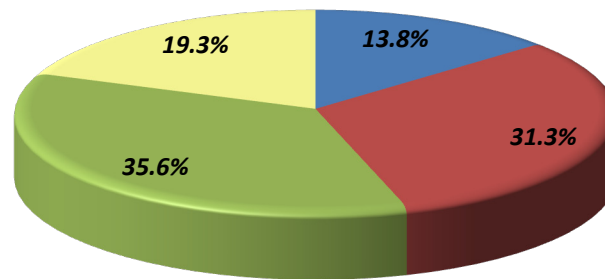
Who took the survey? We don’t know who took the survey because all responses were anonymous, but we did receive responses from a broad array of the congregation. We know that 196 respondents identified themselves as male and 201 as female. There

Gender: 397 responses



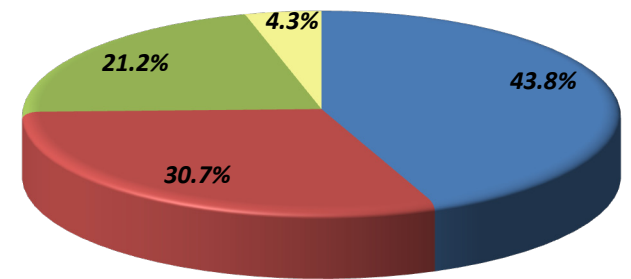
Male Female

Age: 399 responses



18 - 34 35 - 49 50 - 64 65+

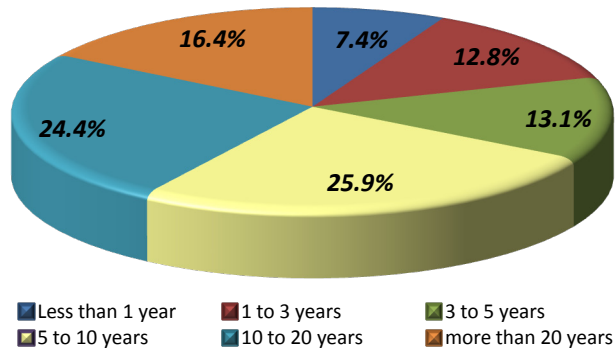
Household Designation: 397 responses



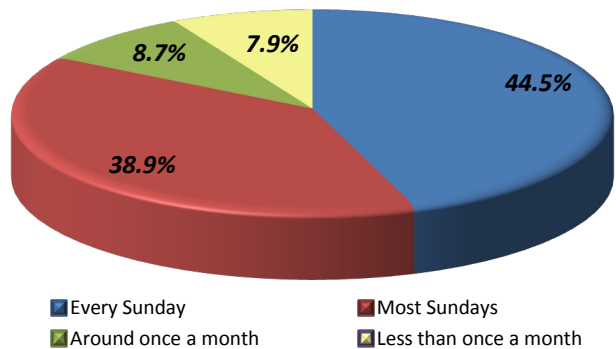
Single Couple Either of the above plus kid(s) Other

was an almost uniform distribution of respondents by age. Fifty-five said they were between 18 and 34 years old and 77 said they were 65 years old or older. Respondents between the age of 35 and 49 totaled 125 and those between 50 and 64 totaled 142. Almost 44% of respondents said they were single, while the balance identified themselves as either a couple or a single or couple with children.

How many years have you been attending All Saints'? 390 responses

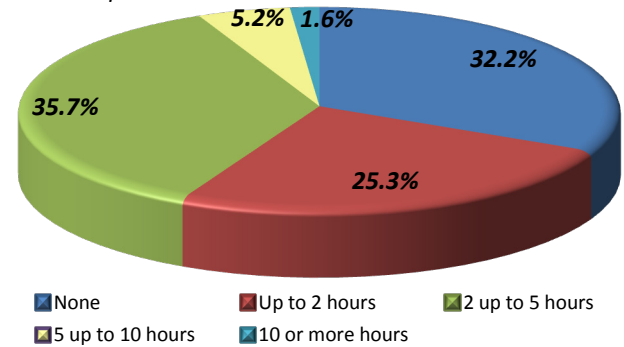


How often do you attend worship services at All Saints'? 393 responses

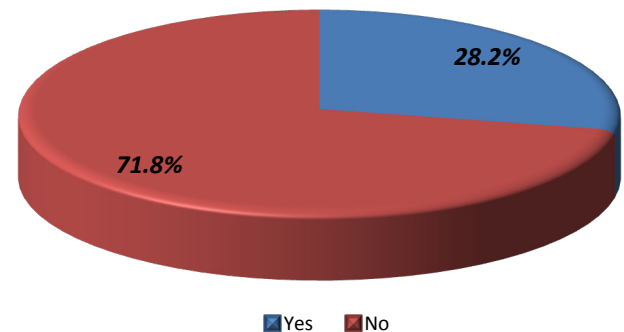


Two-thirds of respondents have been attending All Saints' Beverly Hills for five or more years and over 83% of parishioners began attending ASBH since Carol Anderson became Rector in 1989. Respondents attend services regularly; over 83% said they attend worship services "Every Sunday" or "Most Sundays." Our parish is very active outside of worship services, as well. More than two-thirds of respondents said they spend some time each week attending classes, small groups, luncheons or other events at All Saints'. Forty-two percent of respondents spend more than two hours per week attending All Saints' activities. More than 28% of respondents said they participated in a "Small Group."

Hours per week attending All Saints' activities: 367 responses

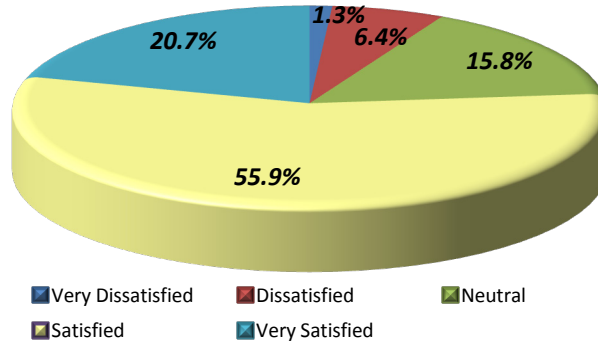


Are you currently in a small group? 393 responses

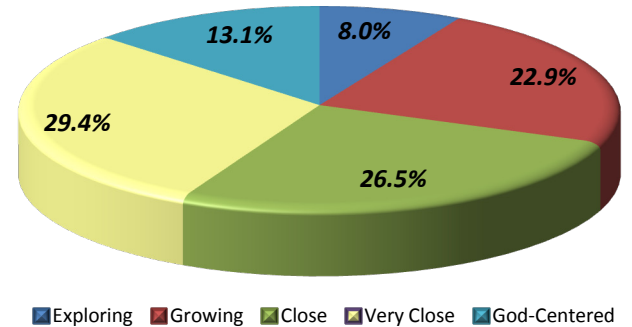


Most respondents are satisfied with their spiritual life and feel close in their relationship with God (or Jesus). Over 76% said they were either “Satisfied” or “Very Satisfied” with their spiritual life and roughly 69% felt they had a “Close”, “Very Close” or “God Centered” relationship. Reading the Bible is not a high priority for most parishioners. Only 22% said they read the Bible “Daily” or “Most Days.” Despite not reading the Bible very often, more than 77% of parishioners find prayer to be “Important” or “Very Important” in their day-to-day lives. Seventy percent responded that they had someone whose spiritual life they respected and with whom they could discuss their own spiritual life and journey.

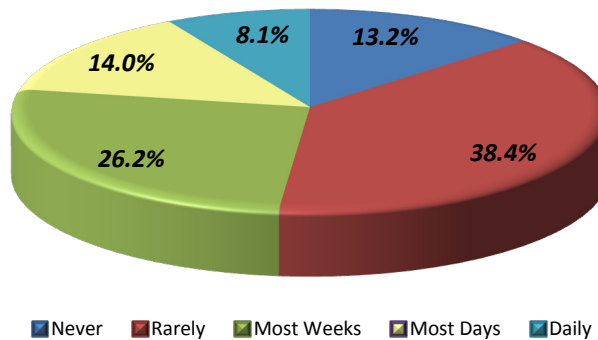
How satisfied are you with your spiritual life at this point? 392 responses



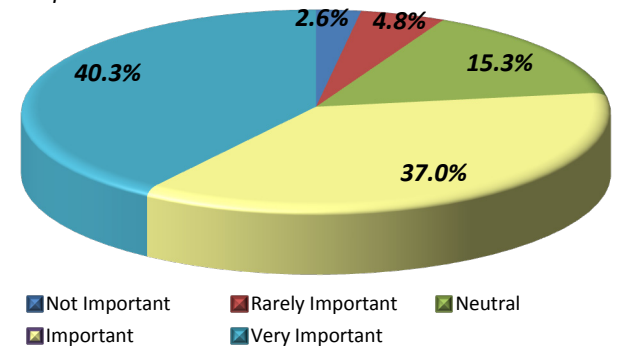
Where do you stand in your relationship with God (or Jesus)? 388 responses



How often do you read the Bible? 393 responses



How important is prayer in your day-to-day life? 392 responses



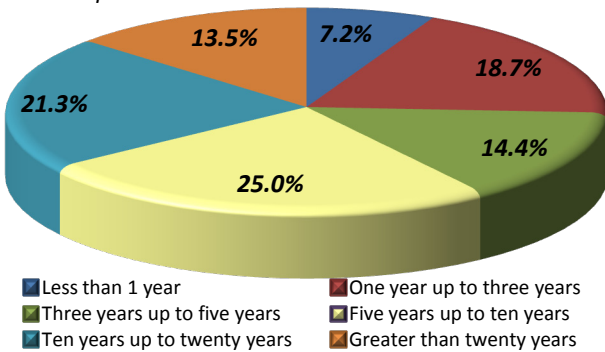
**Weighted Average Responses –**

Using a scale of 1 to 5, with 1 being equal to the “Very Dissatisfied/Never/Not Important” and 5 being equal to the “Very Satisfied/Daily/Very Important,” the responses to the four questions on this page scored as follows:

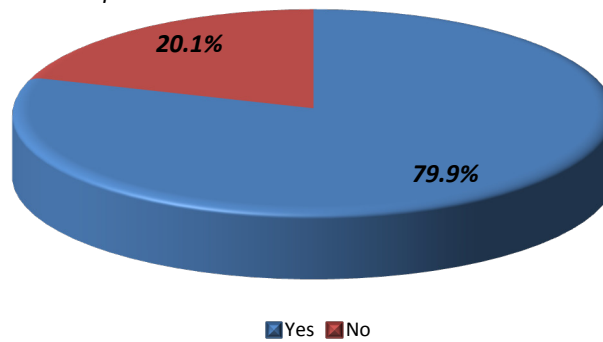
	Weighted Average
How satisfied are you with your spiritual life at this point?	3.883
Where do you stand in your relationship with God (or Jesus)?	3.168
How often do you read the Bible?	2.654
How important is prayer in your day-to-day life?	4.077

***Giving to All Saints'*** Almost 80% of those responding to the question make an annual pledge to All Saints' and nearly 60% of respondents who give to All Saints' have been giving for five years or more. Our parish is also very generous with its time and talents. Fifty-three percent of respondents volunteer two or more hours a month to All Saints'. When asked why they give to All Saints', an overwhelming majority of respondents cited their relationship with God and the importance of supporting a community that supports their own spiritual growth and nourishment. Many also cited their appreciation for everything All Saints' has given to them and their belief in the mission of All Saints'.

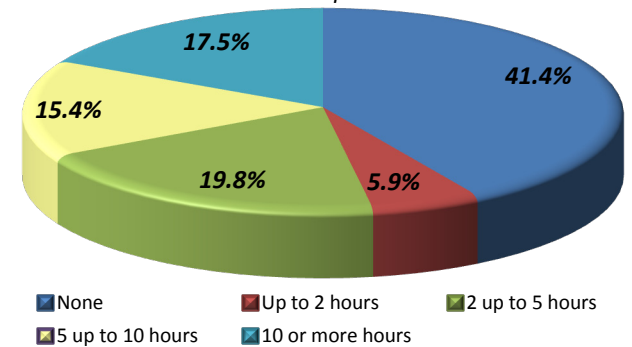
*How many years have you been giving to All Saints'?*  
348 responses



*Do you make an annual pledge to All Saints'?*  
369 responses

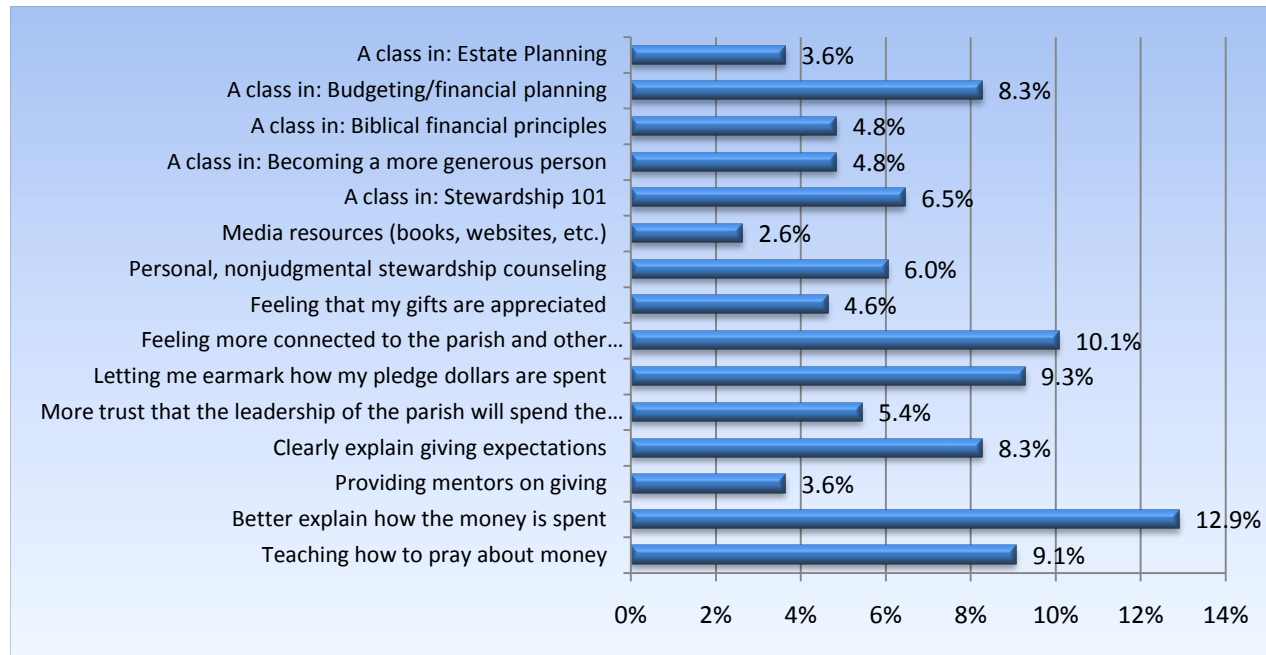
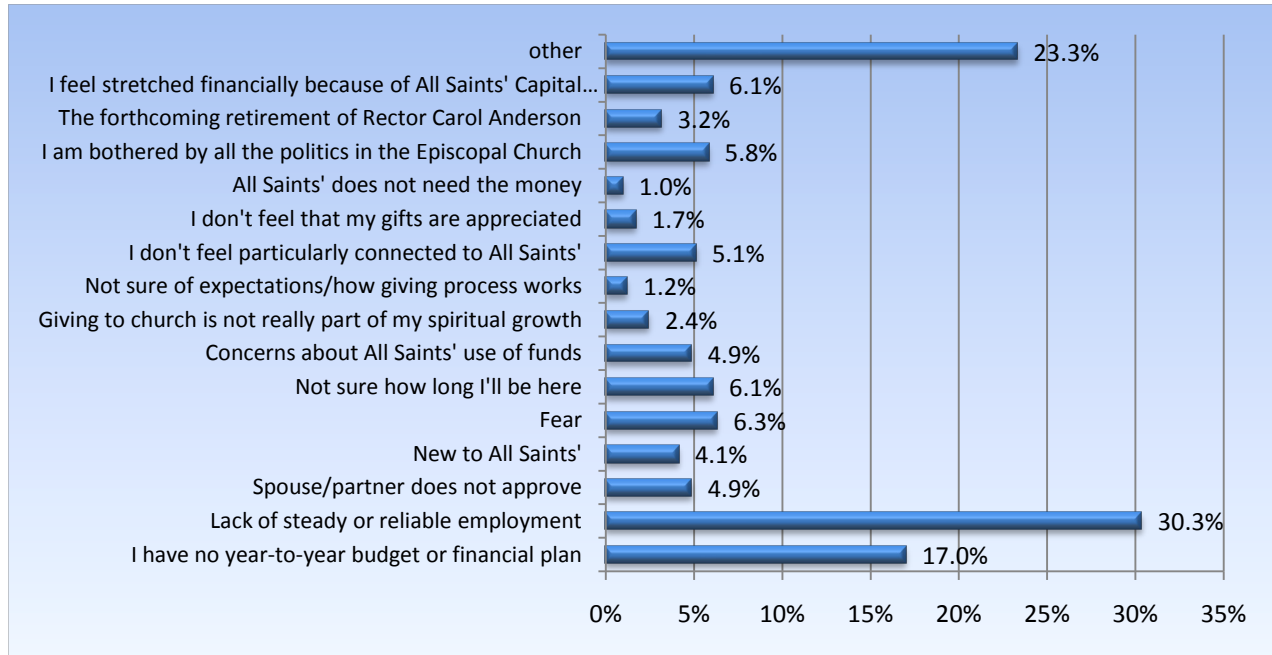


*How many hours per month do you donate time and talent to All Saints'?*  
348 responses



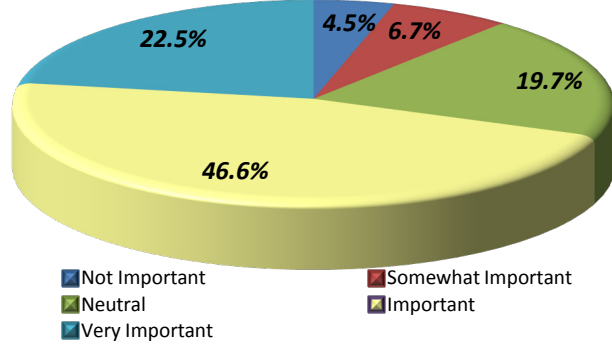
***The survey results indicated a correlation between generous giving and those who: have a mentor or someone with whom they can discuss their giving, attend services regularly, are in a small group, are more satisfied with their spiritual life, read the Bible frequently, and believe there is a connection between giving and spiritual growth. The results indicated that those who read the Bible frequently and who feel prayer is important in their lives feel closer to God, and that those who feel closer to God are more satisfied with their spiritual lives.***

When asked what factors prevent one from giving as much as one would like to give to All Saints', the reasons most often cited were high costs of living, lack of steady employment, and lack of a budget or financial plan.



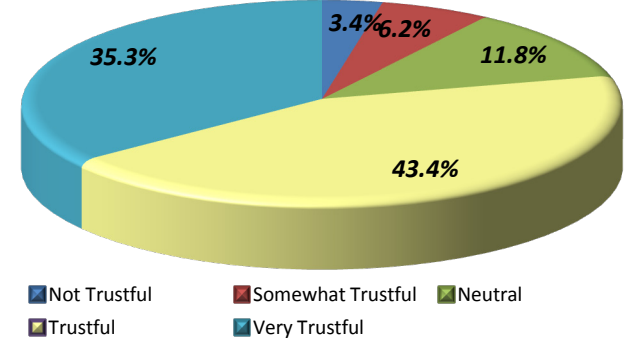
When asked what might help make giving easier, many respondents indicated that a better understanding of how the money was spent would be helpful. Other top responses to this question were: feeling more connected to the parish and other parishioners, letting me earmark how my pledge dollars are spent, teaching how to pray about money, a class in budgeting/financial planning, and clearly explaining giving expectations.

How important do you feel the act of giving generously is to your spiritual growth? 356 responses



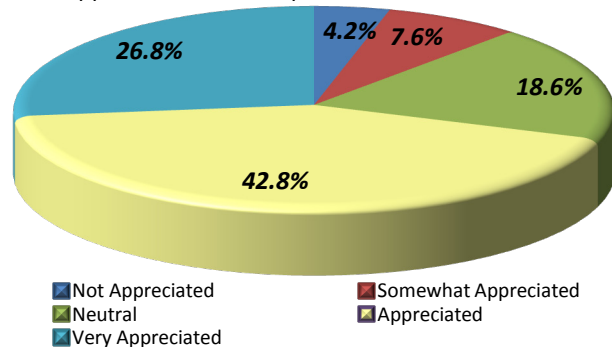
	Weighted Average
How important do you feel the act of giving generously is to your spiritual growth?	3.758
How much do you trust All Saints' to spend the money you give it wisely?	4.011

How much do you trust All Saints' to spend the money you give it wisely? 357 responses



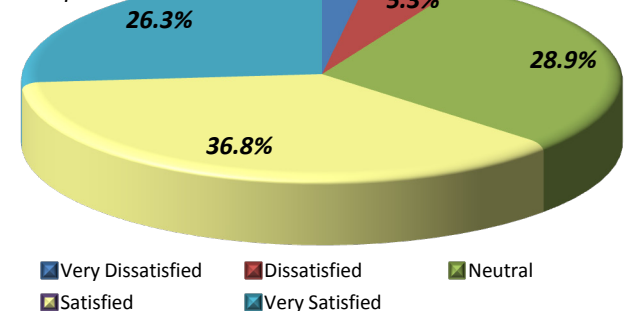
Nearly 70% of respondents felt the act of giving generously was “Important” or “Very Important” to their spiritual growth and over 69% of respondents felt their gifts to All Saints’ were “Appreciated” or “Very Appreciated.” More than 78% of respondents said they were “Trustful” or “Very Trustful” of how All Saints’ spends its money and fewer than 8% of respondents were dissatisfied with the management of the Capital Campaign. While trust in the parish’s use of funds is high, some concerns were raised in the comment sections of the survey. Some respondents commented that the parish spends too much time asking for money and that the repeated pleas for money are counterproductive. Some would like to see more outreach to those who do not currently make an annual pledge. Others commented that they would like to see more transparency in the administration and spending of the parish. And some stated that wealthier parishioners seem to be treated more favorably by the clergy and staff than those who have less to give financially. The respondents to the survey are very generous to charities and causes beyond All Saints’. Ninety-five percent indicated they give money annually to charities outside of All Saints’ and almost 58% donate time and talent volunteering.

How much do you feel that your gifts to All Saints' are appreciated? 355 responses

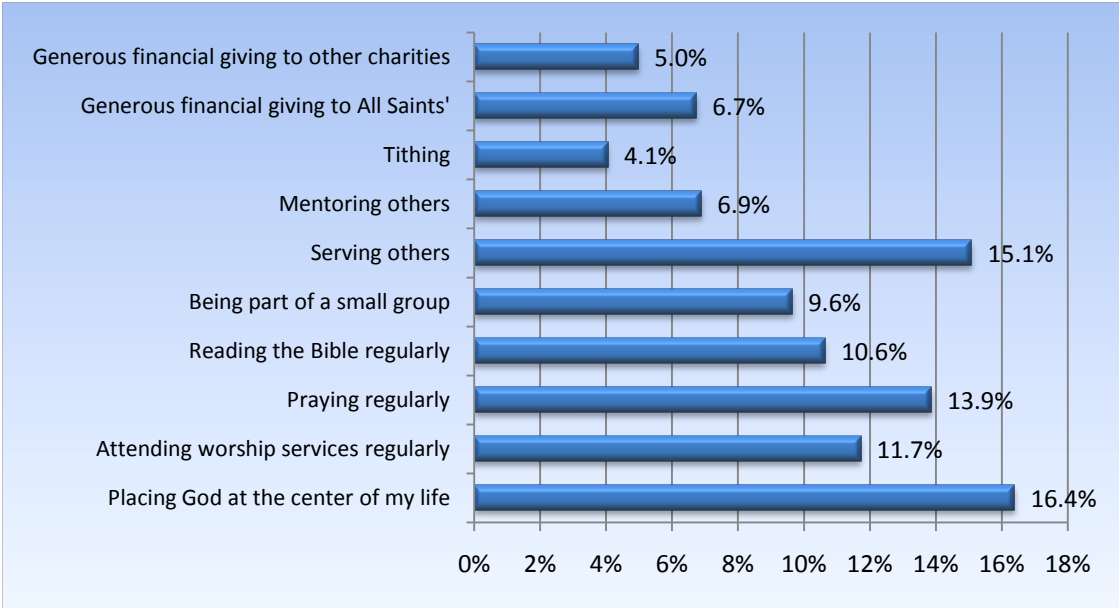


	Weighted Average
How much do you feel that your gifts to All Saints' are appreciated?	3.803
What is your level of satisfaction with the parish's management of the Capital Campaign?	3.789

What is your level of satisfaction with the parish's management of the Capital Campaign? 342 responses

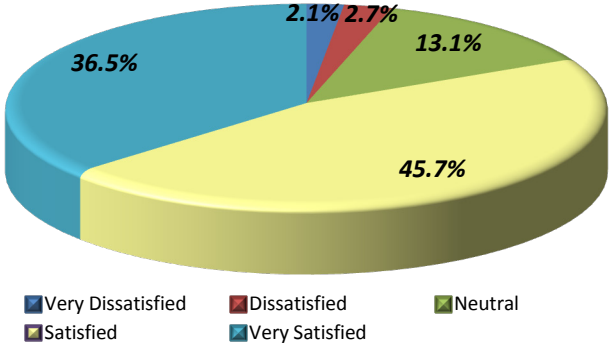


Looking to the Future. When asked what areas of spiritual growth are of most interest to themselves, respondents identified “Placing God at the center of my life,” “Serving Others” and “Praying Regularly” as their top three choices. “Attending worship services regularly” and “Reading the Bible regularly” also received more than 10% response. “Generous financial giving” and “Tithing” received the smallest responses.

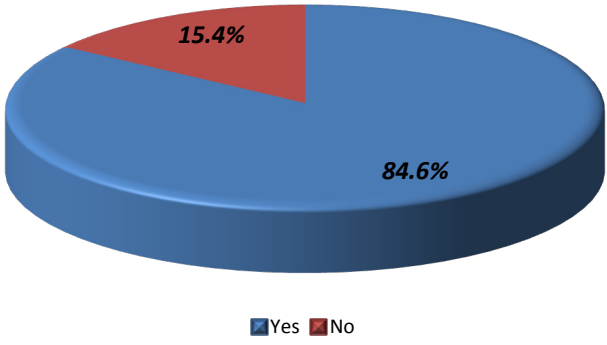


By and large, respondents are satisfied with All Saints’ at the moment. Over 82% responded that they were “Satisfied” or “Very Satisfied” with All Saints’ and another 13% were “Neutral.” Almost 85% said they understood the opportunities to serve others at All Saints’ or how to get involved. When asked if they felt they had a voice in what goes on at All Saints’, a third of respondents were “Neutral,” 30% felt their voice was “Never” or “Usually Not” heard and a little more than 36% percent felt their voice was “Always” or “Usually” heard.

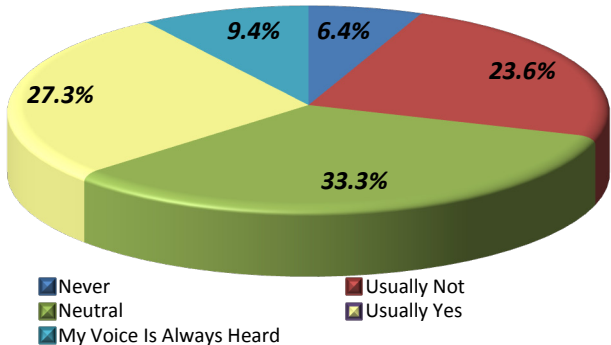
What is your level of satisfaction with All Saints' right now? 337 responses



Understand the various opportunities to serve others at All Saints' & how to get involved? 331 responses



How much do you feel you have a voice in what goes on at All Saints'? 330 responses



It is the hope of the STF that the dialogue started by the survey will continue and that the conversation will be open and transparent to all parishioners, working together to nurture a broad vision of generosity for our congregation. We invite your continuing input and look forward to a bright and generous future at All Saints’.